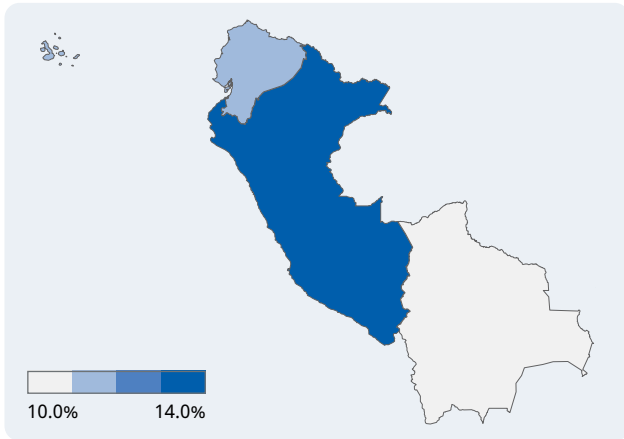


Prevalence of vision loss

Population: **62 million** Countries: **3**



Vision loss by age



Image: Gioconda Armas

Categories of vision loss

0.3 million people
0.2M Female
0.2M Male

Blindness

2.8 million people
1.5M Female
1.3M Male

Moderate to severe

2.1 million people
1.1M Female
1.0M Male

Mild

2.7 million people
1.4M Female
1.3M Male

Near

The number of people with vision loss is growing

3.6 million

1990

1.9 million
1.7 million

8.0 million

2020

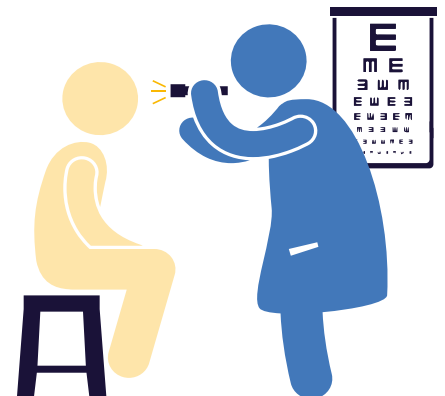
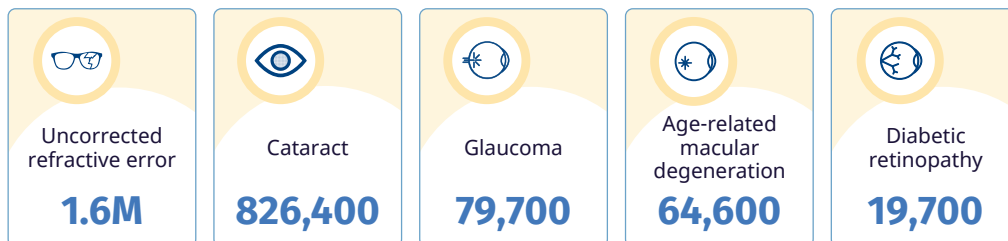
4.2 million
3.8 million

15.2 million

2050

8.1 million
7.1 million

Top five causes of blindness and moderate to severe vision loss



Eye care service indicators

Human resources

1,712 ophthalmologists
3,090 optometrists
1,900 allied ophthalmic personnel

National eye health

No. countries reporting:
Coordinators: **3**
Committees: **3**
Plans: **1**

Data

No. countries reporting:
Prevalence surveys: **3**
Service assessments: **1**

Cataract surgeries

89,891 annually