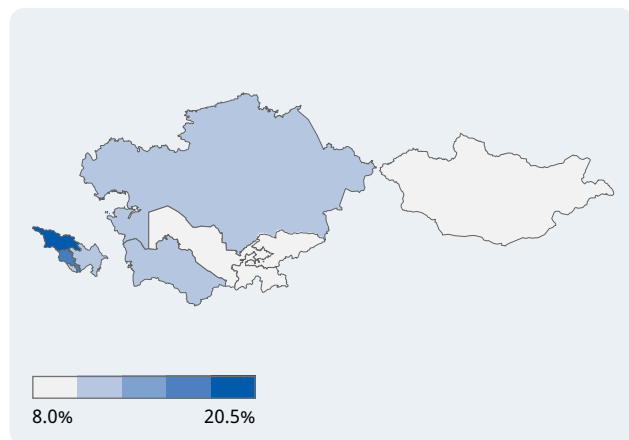


Prevalence of vision loss

Population: **95 million** Countries: **9**



Vision loss by age




Image: Geoff Oliver Bugbee; Orbis; WSD photo competition

Categories of vision loss

0.3 million people
0.2M Female
0.1M Male
Blindness

3.0 million people
1.7M Female
1.2M Male
Moderate to severe

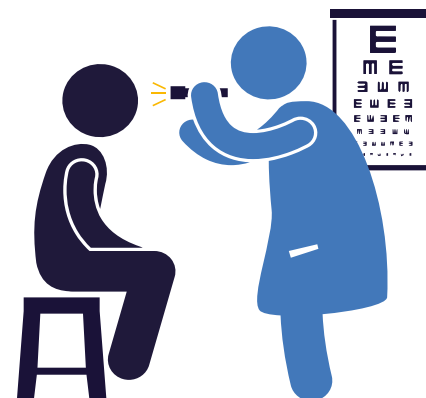

2.2 million people
1.2M Female
1.0M Male
Mild

5.0 million people
3.0M Female
2.0M Male
Near

The number of people with vision loss is growing



Top five causes of blindness and moderate to severe vision loss



Eye care service indicators

Human resources

4,399 ophthalmologists
- optometrists
260 allied ophthalmic personnel

National eye health

No. countries reporting:
Coordinators: **1**
Committees: **-**
Plans: **1**

Data

No. countries reporting:
Prevalence surveys: **3**
Service assessments: **-**

Cataract surgeries

- annually