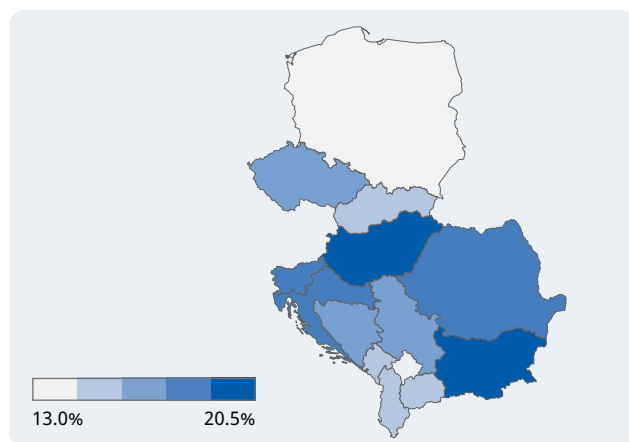


**Prevalence of vision loss**

Population: **114 million** Countries: **13**



**Vision loss by age**




Image: Anna Yagodina

**Categories of vision loss**

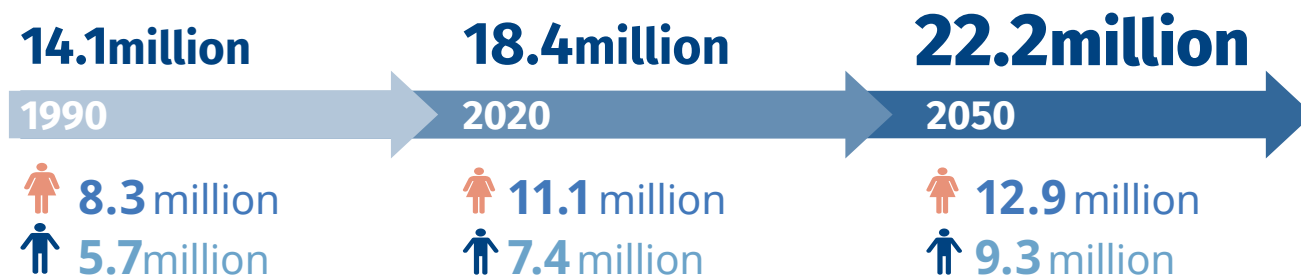
**0.3** million people  
0.2M Female  
0.1M Male  
**Blindness**

**4.0** million people  
2.4M Female  
1.5M Male  
**Moderate to severe**

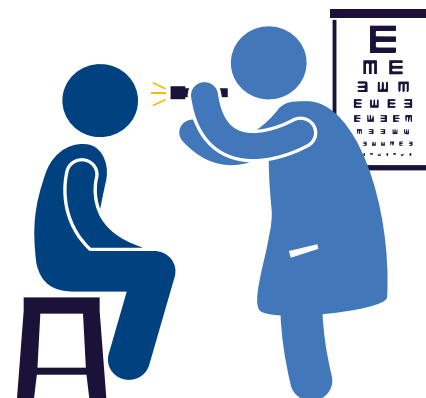
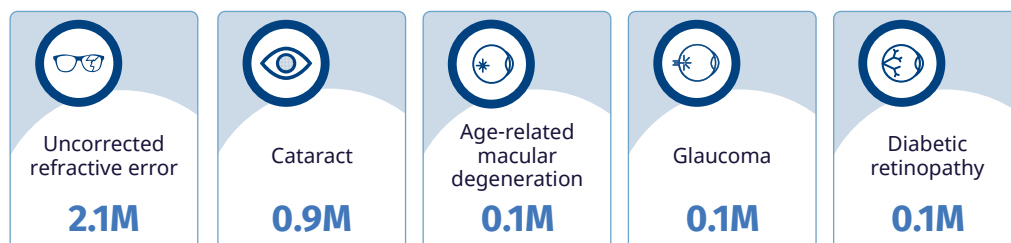
**2.0** million people  
1.1M Female  
0.8M Male  
**Mild**

**12.2** million people  
7.3M Female  
4.9M Male  
**Near**

**The number of people with vision loss is growing**



**Top five causes of blindness and moderate to severe vision loss**



**Eye care service indicators**

**Human resources**

**11,111** ophthalmologists  
**6,687** optometrists  
**1,700** allied ophthalmic personnel

**National eye health**

*No. countries reporting:*  
Coordinators: **-**  
Committees: **1**  
Plans: **-**

**Data**

*No. countries reporting:*  
Prevalence surveys: **3**  
Service assessments: **-**

**Cataract surgeries**

**736,657** annually

For further information and definitions visit <https://www.iapb.org/learn/vision-atlas>. Data from VLEG/GBD 2020 model, via the IAPB Vision Atlas