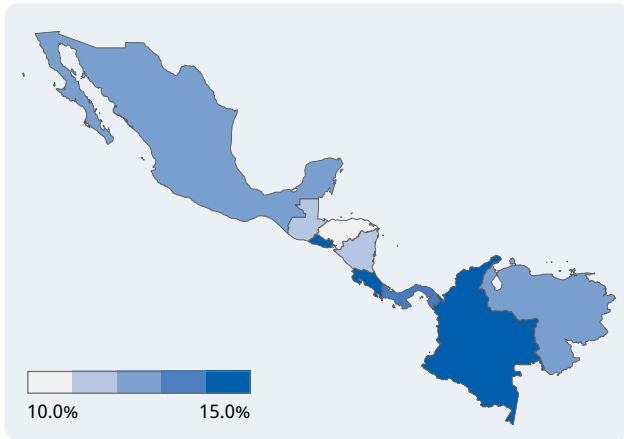


Prevalence of vision loss

Population: 259 million Countries: 9



Vision loss by age



Image: Jenna Montgomery; International Relief Teams

Categories of vision loss

1.3 million people
0.7M Female
0.6M Male

Blindness

9.8 million people
5.5M Female
4.4M Male

Moderate to severe

9.1 million people
5.0M Female
4.1M Male

Mild

13.7 million people
7.7M Female
5.9M Male

Near

The number of people with vision loss is growing

14.6 million

1990

7.9 million
6.7 million

33.9 million

2020

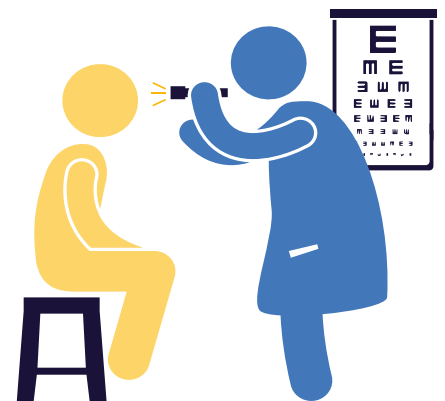
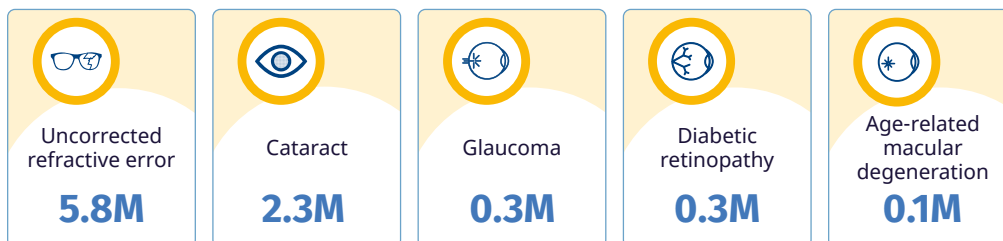
18.9 million
15.0 million

58.8 million

2050

32.8 million
26.0 million

Top five causes of blindness and moderate to severe vision loss



Eye care service indicators

Human resources

9,082 ophthalmologists
15,530 optometrists
5,625 allied ophthalmic personnel

National eye health

No. countries reporting:
Coordinators: **8**
Committees: **9**
Plans: **6**

Data

No. countries reporting:
Prevalence surveys: **7**
Service assessments: **1**

Cataract surgeries

394,238 annually

For further information and definitions visit <https://www.iapb.org/learn/vision-atlas>. Data from VLEG/GBD 2020 model, via the IAPB Vision Atlas