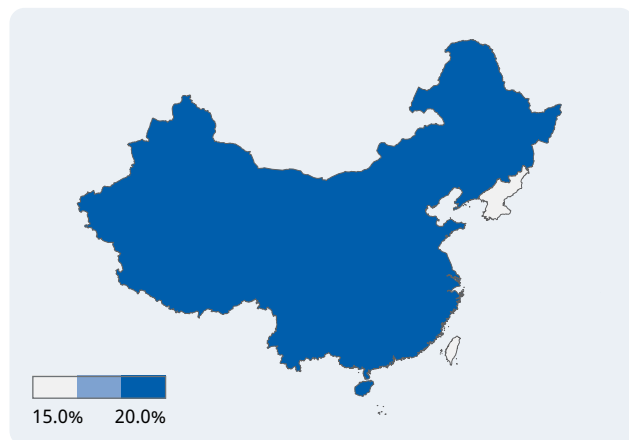


Prevalence of vision loss

Population: **1,489 million** Countries: **3**



Vision loss by age




Image: Cathy

Categories of vision loss

9.1 million people
5.0M Female
4.1M Male

Blindness

53.9 million people
30.8M Female
23.1M Male

Moderate to severe

60.1 million people
34.1M Female
26.0M Male

Mild

163.6 million people
89.6M Female
74.0M Male

Near

The number of people with vision loss is growing

133.1million

1990

73.1 million
60.0million

286.7million

2020

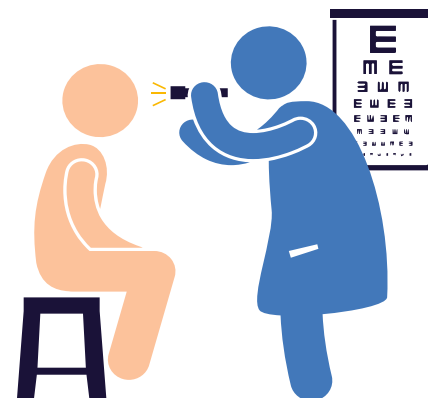
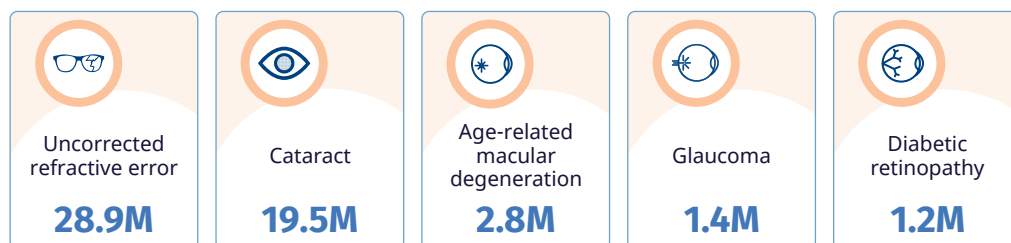
159.5 million
127.2million

353.5million

2050

204.3 million
149.2million

Top five causes of blindness and moderate to severe vision loss



Eye care service indicators

Human resources

39,071 ophthalmologists
2,100 optometrists
52,500 allied ophthalmic personnel

National eye health

No. countries reporting:
Coordinators: **1**
Committees: **1**
Plans: **1**

Data

No. countries reporting:
Prevalence surveys: **3**
Service assessments: **-**

Cataract surgeries

-