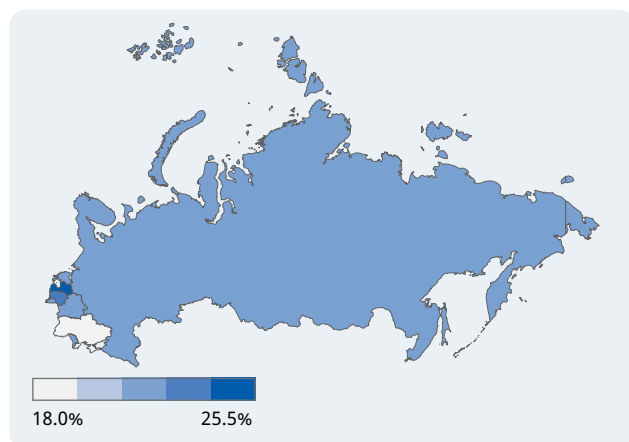


Prevalence of vision loss

Population: **209 million** Countries: **7**



Vision loss by age


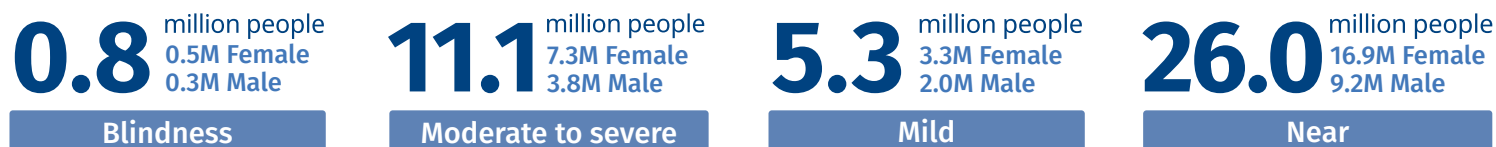
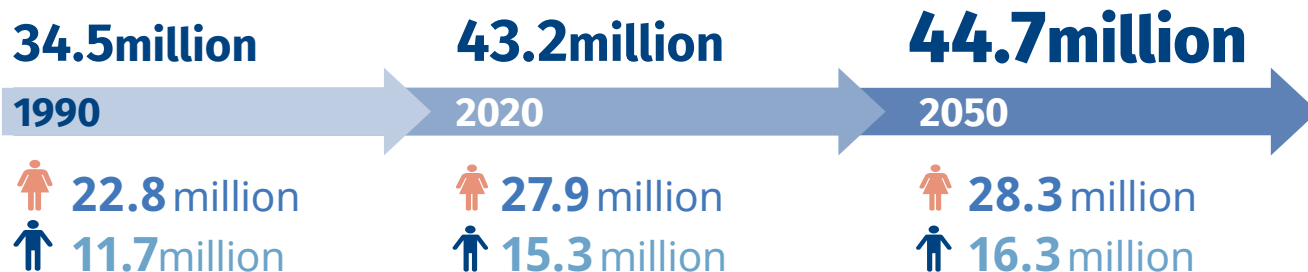


Image: Mikhail Hut

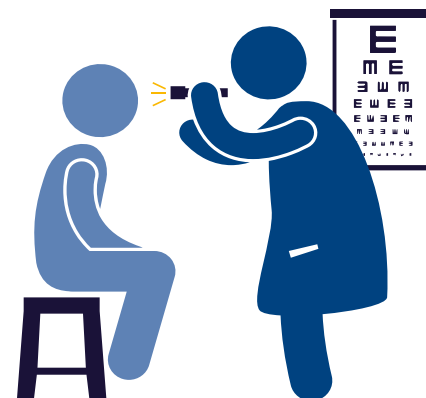
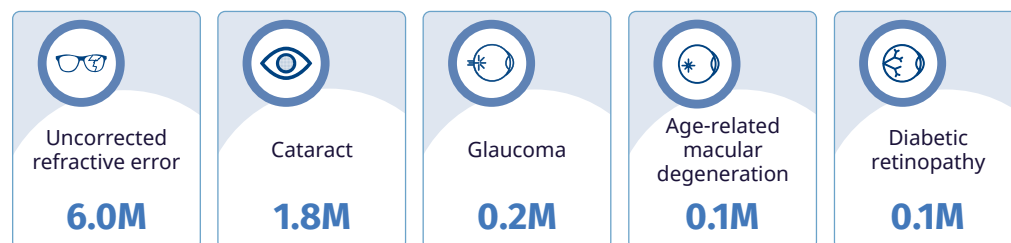
Categories of vision loss



The number of people with vision loss is growing



Top five causes of blindness and moderate to severe vision loss



Eye care service indicators

Human resources

18,295 ophthalmologists
3,257 optometrists
- allied ophthalmic personnel

National eye health

No. countries reporting:
Coordinators: **1**
Committees: **1**
Plans: **-**

Data

No. countries reporting:
Prevalence surveys: **3**
Service assessments: **-**

Cataract surgeries

78,998 annually

For further information and definitions visit <https://www.iapb.org/learn/vision-atlas>. Data from VLEG/GBD 2020 model, via the IAPB Vision Atlas