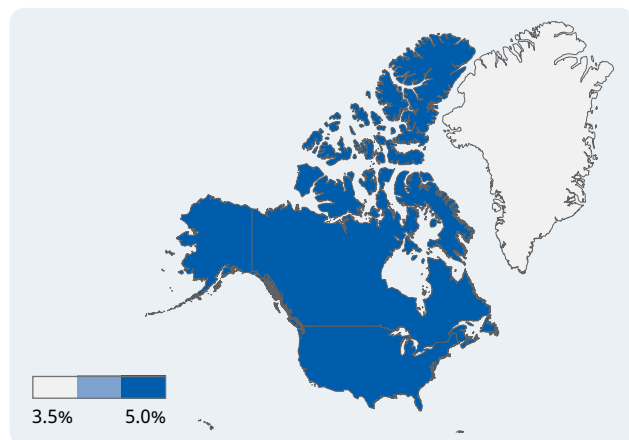


Prevalence of vision loss

Population: **369 million** Countries: **3**



Vision loss by age



Image: UN vision screening

Categories of vision loss

0.7 million people
0.4M Female
0.3M Male

Blindness

7.4 million people
4.2M Female
3.2M Male

Moderate to severe

5.1 million people
2.8M Female
2.3M Male

Mild

4.9 million people
2.5M Female
2.4M Male

Near

The number of people with vision loss is growing

11.7 million

1990

6.6 million
5.1 million

18.2 million

2020

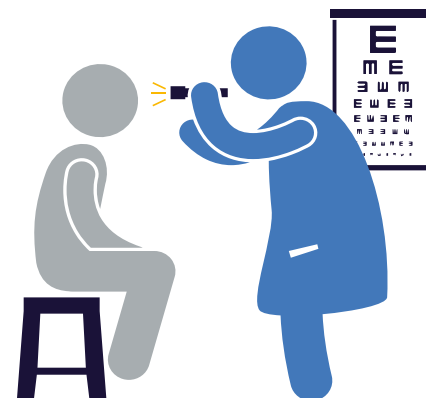
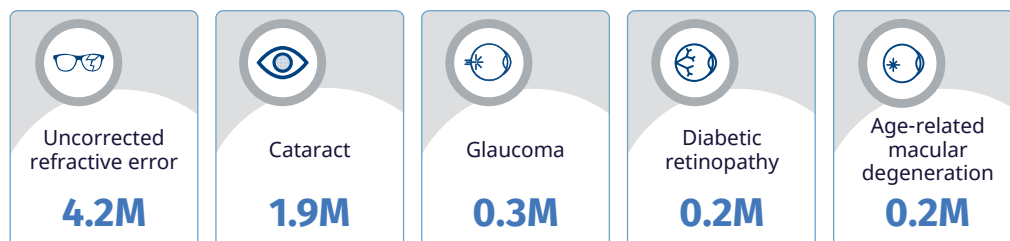
10.0 million
8.3 million

28.8 million

2050

16.0 million
12.8 million

Top five causes of blindness and moderate to severe vision loss



Eye care service indicators

Human resources

18,821 ophthalmologists
42,600 optometrists
50,000 allied ophthalmic personnel

National eye health

No. countries reporting:
Coordinators: -
Committees: -
Plans: **1**

Data

No. countries reporting:
Prevalence surveys: **1**
Service assessments: -

Cataract surgeries

- annually