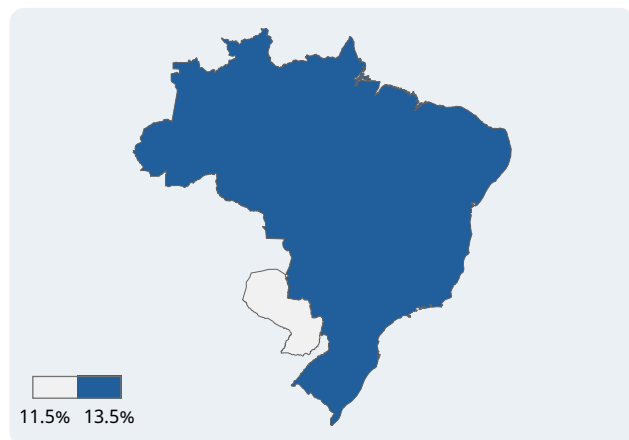


**Prevalence of vision loss**

Population: **220 million** Countries: **2**



**Vision loss by age**

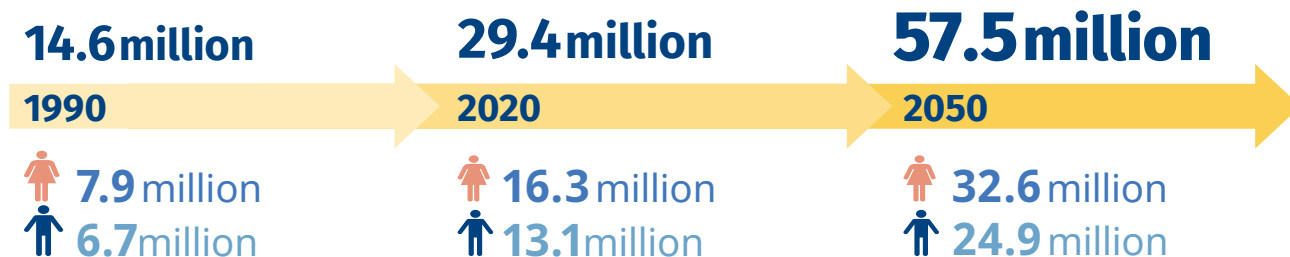


Image: Dr. Patricia Sugino

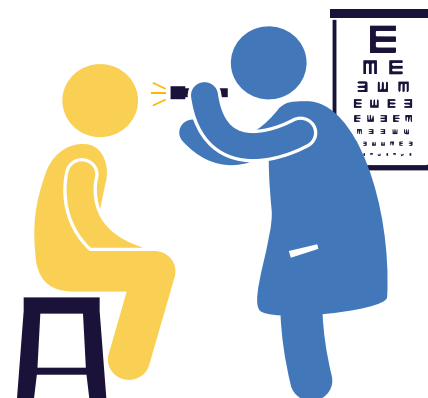
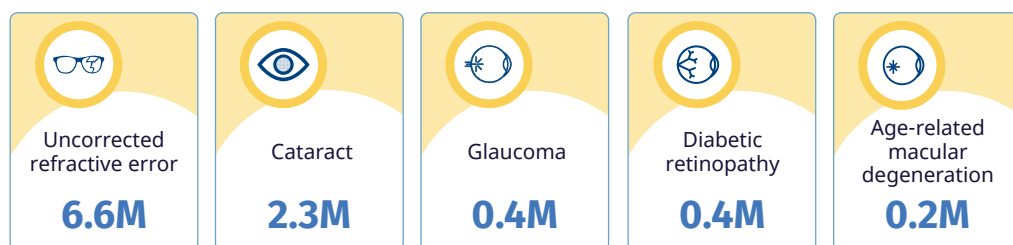
**Categories of vision loss**



**The number of people with vision loss is growing**



**Top five causes of blindness and moderate to severe vision loss**



**Eye care service indicators**

**Human resources**

**14,216** ophthalmologists  
**3,500** optometrists  
**432** allied ophthalmic personnel

**National eye health**

*No. countries reporting:*  
Coordinators: **2**  
Committees: **2**  
Plans: **1**

**Data**

*No. countries reporting:*  
Prevalence surveys: **2**  
Service assessments: **-**

**Cataract surgeries**

**654,032** annually