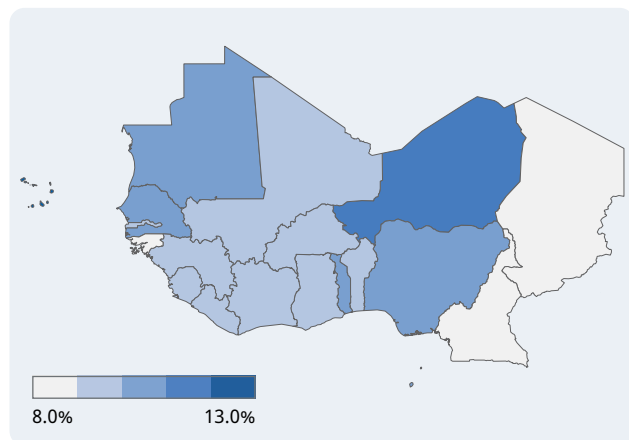


Prevalence of vision loss

Population: **445 million** Countries: **19**



Vision loss by age



Image: Photo by Kelvin Young / HelpMeSee; WSD photo competition

Categories of vision loss

2.3 million people
1.2M Female
1.1M Male

Blindness

9.9 million people
5.4M Female
4.5M Male

Moderate to severe

16.0 million people
8.9M Female
7.1M Male

Mild

20.0 million people
10.6M Female
9.4M Male

Near

The number of people with vision loss is growing

21.0 million

1990

11.0 million
9.9 million

48.2 million

2020

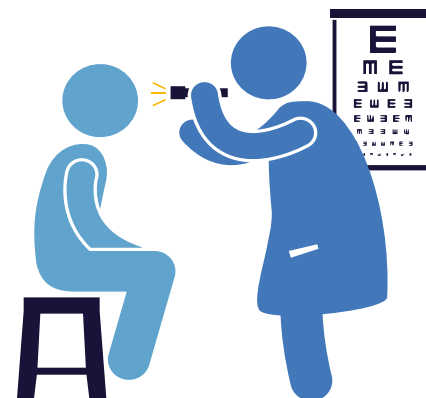
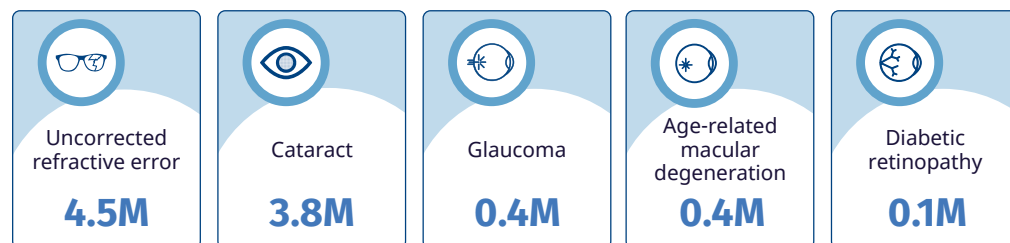
26.2 million
22.0 million

122.2 million

2050

68.5 million
53.7 million

Top five causes of blindness and moderate to severe vision loss



Eye care service indicators

Human resources

1,179 ophthalmologists
3,864 optometrists
4,134 allied ophthalmic personnel

National eye health

No. countries reporting:
Coordinators: **18**
Committees: **9**
Plans: **9**

Data

No. countries reporting:
Prevalence surveys: **12**
Service assessments: **6**

Cataract surgeries

171.213 annually