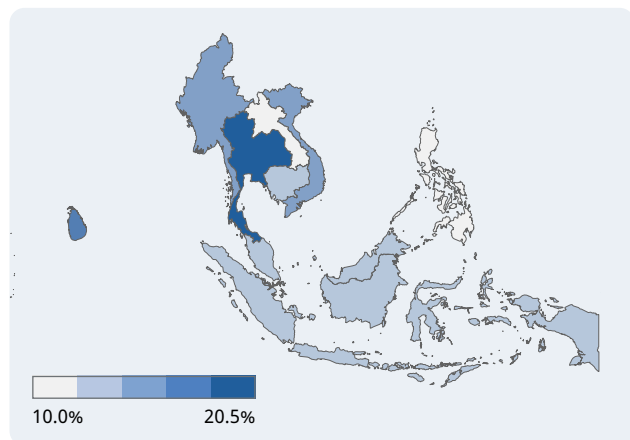


Prevalence of vision loss

Population: **686 million** Countries: **13**



Vision loss by age


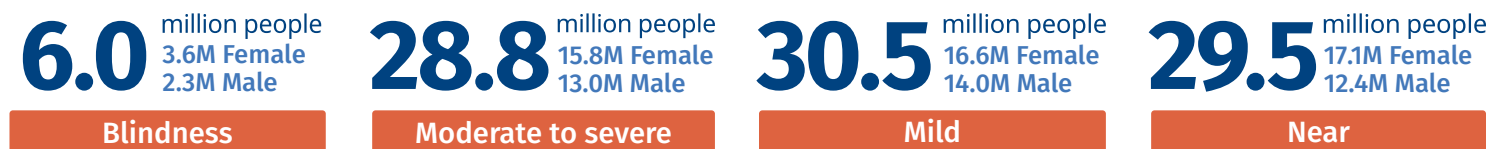
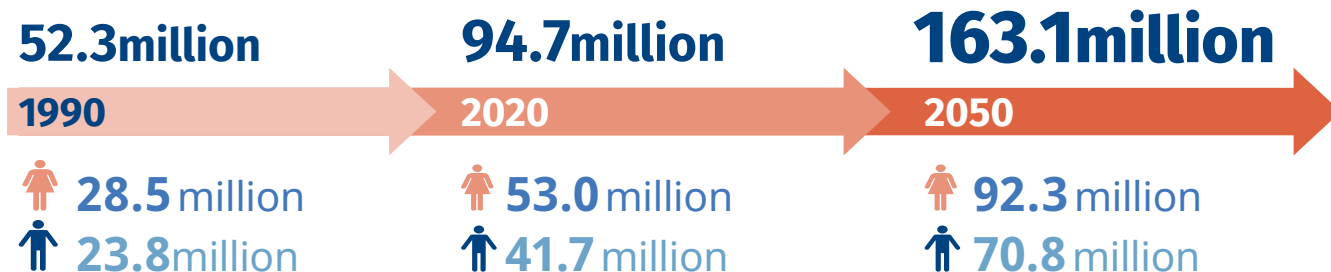


Image: Nguyễn Hữu Thông; Alina Vision Vietnam; WSD photo competition

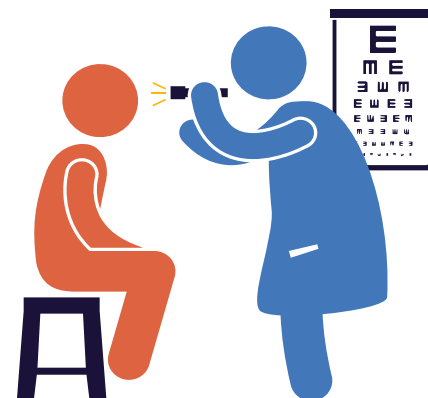
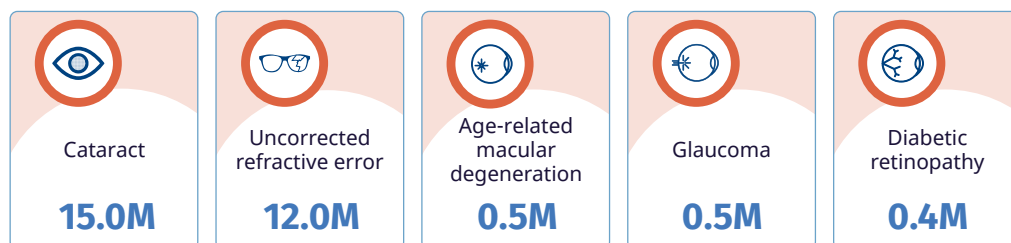
Categories of vision loss



The number of people with vision loss is growing



Top five causes of blindness and moderate to severe vision loss



Eye care service indicators

<p>Human resources</p> <p>6,728 ophthalmologists</p> <p>17,510 optometrists</p> <p>7,559 allied ophthalmic personnel</p>	<p>National eye health</p> <p>No. countries reporting:</p> <p>Coordinators: 12</p> <p>Committees: 9</p> <p>Plans: 9</p>	<p>Data</p> <p>No. countries reporting:</p> <p>Prevalence surveys: 11</p> <p>Service assessments: 10</p>	<p>Cataract surgeries</p> <p>445,449 annually</p>
--	---	---	---

For further information and definitions visit <https://www.iapb.org/learn/vision-atlas>. Data from VLEG/GBD 2020 model, via the IAPB Vision Atlas