

cybersight



VISION PORTAL

Joan Brown Director, Telehealth & Program Technology



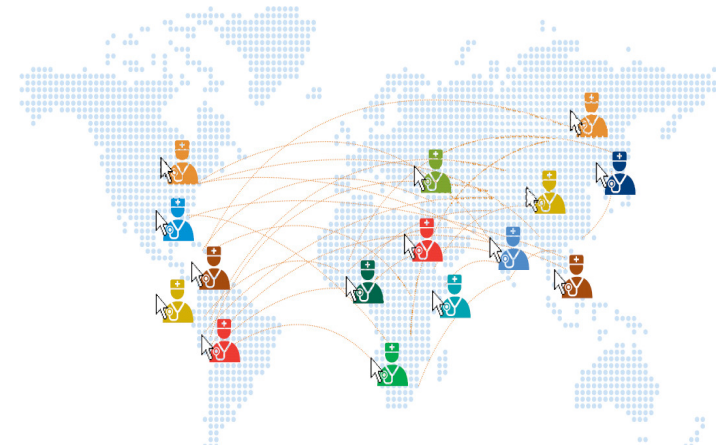
VALUE PROPOSITION

Reimagining Cybersight: Community of Learning, Sharing, Practice & Innovation



Access: quality basic education, expert mentors, continuing professional development, translation, latest instructional design techniques

Affordability: AAO annual membership (\$495 International Members); Cybersight (Free)



cybersight

STORY

Using Cybersight



Steven



Volunteer Faculty Member Dr Steven Kweon



Onnaedo



Cybersight user Dr Onnaedo from Kenya




Carine Ndiaye
SRN



Cybersight user Nurse Carine from Senegal



Volunteer Mentor Dr Steven Kweon **signs on**

 Steven ▾

Q Search

Consult ▾

cybersight

My TasksActivity Feed

2
New Case Requests

5
In Process Cases


12
Orbis Program Cases

4
General Questions

3
Saved Drafts

2
Referred Cases

Cases



Patient Case #207928

STATUS
New

OVERDUE
1d 5h

Sub-Specialty

Diagnosis


User


Strabismus / Pediatric Opthamology


Accommodative Insufficiency, Convergence Insufficiency


Dr. William Avery (Uruguay)

Date Created: 2014-MAY-21, 11:10

 2

 10

 12



Orbis Program Case #687692

STATUS
New (referred)

RESPONSE DUE
20h10m

Sub-Specialty

Diagnosis

User

Strabismus / Pediatric Opthamology


Accommodative Insufficiency, Convergence Insufficiency


Dr. William Avery (Uruguay)


Referred by

Dr. Trisha Rangarajan

Date Created: 2014-MAY-21, 11:10

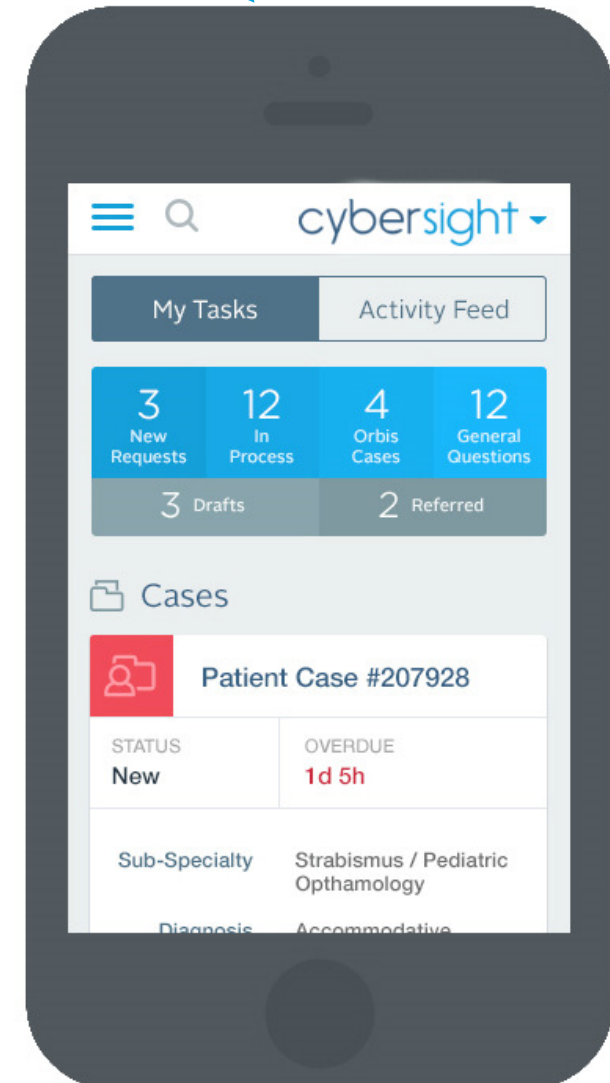
 2

 10


 10



Mobile app icon



Dr Kweon **views his activity feed** and notices his colleagues have been quite busy entering patient cases, taking courses and updating their profiles.

 Steven

Q Search





Consult

cybersight

My Tasks

Activity Feed


Following 35

 Dr. Abigail R.
  Dr. Kenneth B.
  Dr. Rishika V.
  Mr. Onnaedo M.

+31

View All

Today




Dr. Abigail Roberts

commented on Patient Case #6593849

"Lorem ipsum dolor sit amet, consectetur adipiscing elit. Sit amet umsan et viverra justo commodo. Proin sodalesttis sed non neque. Etiam molestie nibh arcu, in loboritat?"


18 minutes ago

Reply




Dr. Rishika Verma

created a new patient case

 Patient Case #207928
 Sub-Specialty: Strabismus / Pediatric Ophthalmology
 Diagnosis: Accommodative Insufficiency, Convergence Insufficiency
 Age/Gender: 18/F
 Location: Punjab, India

5 hours ago

This Week




Dr. Jennifer Kang

commented on Patient Case #6593849

"Lorem ipsum dolor sit amet, consectetur adipiscing elit. Sit amet umsan et viverra justo commodo. Proin sodalesttis sed non neque. Etiam molestie nibh arcu, in loboritat?"


18 minutes ago

Reply



Dr. Tomás Hernández

updated their profile

 Star for Excellence in Eye Surgery
 Added to Awards & Certifications

Last Monday at 18:02

Comment



Dr Kweon goes to **My Tasks** and notices a new case in the Queue from Dr Onnaedo. The standard subspecialty template guided Dr Onnaedo to perform all required tests needed to make an informed diagnosis.

Steven

Home

Cases

People

Discussions

Library

Search

Consult

cybersight

1

CASE INFORMATION

2

CLINICAL EVALUATION

3

DIAGNOSIS/TREATMENT

New Patient Case (Draft)

Delete

Save

General Case Information

Requesting User

Dr. Harold Gerrard

Case Location

Cairo, Egypt

Sub-Specialty

Pediatric Cataract

Mentor

Next Available

Patient Information

Patient ID#

123456890

Age

28

Gender

Male

Ocular History

Describe the patient's eye history, specifically as it relates to this case.

Enter history...

History

Severity

Onset

Eye

Duration

+ Create New

Support

Logout

Patient Assessment

VISUAL ACUITY

Scale

20 ft

Measurement

RIGHT

Acuity

LEFT

Acuity

Pinhole

Measurement

Acuity

Best Corrected

Measurement

Acuity

PUPIL

Normal

RAPD

Other Observations

REFRACTION

Sph

0

.00

Cyl

0

.00

Axis

INTRA-OCULAR PRESSURE (IOP)

Method

Applanation

mmHg

EXTERNAL / ADNEXA

Normal

Abnormal

Delete

Save

Continue



Dr Kweon thinks **others in the community can learn from this case.** He allows access to the case, turning it over to Dr Onnaedo to also grant access for other members to discuss and comment.

COULD OTHER CYBERSIGHT MEMBERS LEARN FROM THIS CASE?

Help increase Cybersight's capacity as an educational resource by allowing other registered members of the Cybersight community to view or follow, but not interact with, this case?

ALLOW ACCESS ☒ KEEP PRIVATE

Your Partner, Dr. Thomas Harrison has elected to:


ALLOW ACCESS ☒ KEEP PRIVATE

Submit ☒

If you feel your request has been satisfactorily resolved and anticipate no further communication, please change its status to closed. Other Cybersight users will be allowed to begin leaving comments about this case once it has been closed.


Reopen Case

Closed cases may be reopened by either party at any time.




Onnaedo


▼




Home




Cases




People



Discussions




Library




Create New

▼



Support



Logout

Dr Onnaedo retrieves the required **consent from the patient** and proceeds to also grant access to the case to the community

COULD OTHER CYBERSIGHT MEMBERS LEARN FROM THIS CASE?

Help increase Cybersight's capacity as an educational resource by allowing other registered members of the Cybersight community to view or follow, but not interact with, this case?


ALLOW ACCESS ☒ KEEP PRIVATE

Your Partner, Dr. Thomas Harrison has elected to:

ALLOW ACCESS ☒ KEEP PRIVATE

Submit ✓

If you feel your request has been satisfactorily resolved and anticipate no further communication, please change its status to closed. Other Cybersight users will be allowed to begin leaving comments about this case once it has been closed.

 Reopen Case

Closed cases may be reopened by either party at any time.

cybersight

The Cybersight
community
begins an
ongoing
conversation
about the patient
case. They share
articles and
resources for
everyone to
access and read.

Case Activity



Dr. Abigail Roberts

DIAGNOSIS

Phoria (Latent Squint), O/E - Convergent Squint

Lorem ipsum dolor sit amet, consectetur adipiscing elit. Aenean euismod bibendum laoreet. Proin gravilior sit amet lacus accumsan et viverra justo commodo. Proin sodales pulvinar

[EpsteinBen_VisionChart_2014.pdf](#)

[Retina_Scan_2014.pdf](#)

2014-AUG-13, 15:04



Dr. Thomas Harrison

[Comments](#) / [Replies Closed](#)

Lorem ipsum dolor sit amet, consectetur adipiscing elit. Aenean euismod bibendum laoreet. Proin gravida dolor sit amet lacus accumsan et viverra justo commodo. Proin sodales pulvinar tempor. Cum sociis natoque penatibus et magnis dis parturient montes, nascetur ridiculus mus. Nam fermentum, nulla luctus pharetra vulputate, felis tellus mollis orci, sed rhoncus sapien nunc eget odio.

2014-AUG-13, 21:05

[Comments](#) / [Replies Closed](#)



Dr. Thomas Harrison

[Closed Case]

2014-AUG-15, 10:30

[Comments](#) / [Replies Closed](#)

Ongoing Conversation



Bill Salley

Lorem ipsum dolor sit amet, consectetur adipiscing elit. Aenean euismod bibendum laoreet. Proin graor sit amet lacus accumsan et viverra justo commodo. Proin sodales pulvinar tempor. Cum sociis natoque penatibus et magnis dis parturient montes, nascetur ridiculus

5 minutes ago

[Comment](#) [Reply](#)



Dr. Susan Moore

Lorem ipsum dolor sit ai can't met, consectetur adipiscing elit. Aenean euismod bibendum laor no reet.

5 minutes ago

[Reply](#)

LEAVE A COMMENT

Comment here...

Submit

cybersight

Nurse Carine was intrigued by this case. She turns to the **Learn page** and has entered information about herself, her learning goals and taken an initial assessment to gauge her baseline knowledge of the case diagnosis. Cybersight's **Learn algorithm** has pulled courses and other tools to help her achieve her goals.

Push helpful resources to her mobile phone so she has it on the go while at the patient's bedside

The screenshot displays the Cybersight application interface for a user named Carine Ndiaye, SRN. The interface is organized into several sections:

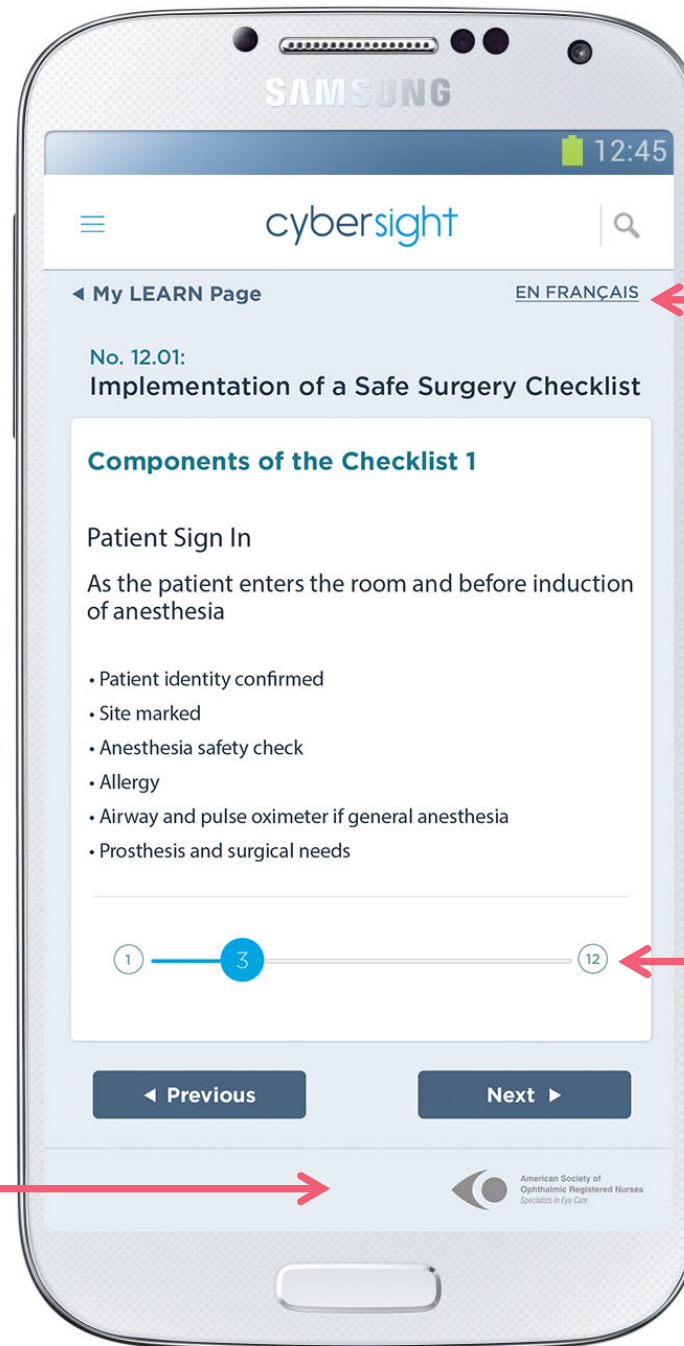
- Header:** Includes the user's profile, a search bar, and the Cybersight logo.
- Sidebar:** Contains navigation links for My Profile, Settings, Following, Messages, Home, Consult, Learn, Discussions, Library, and People. It also features buttons for 'Create New', 'Support', and 'Logout'.
- Main Content Area:**
 - Welcome back Carine!**: A personalized message based on the user's interest in pediatric ophthalmology and surgery, suggesting six courses.
 - Carine's Course Queue**: A list of recommended courses with ratings and counts:
 - Ophthalmic Nursing**: NO-101 Getting Started: Ophthalmic Nursing (4.5 stars, 153 reviews)
 - Pediatric Ophthalmology**: PO-01.01 Pediatric Ophthalmology Overview (5 stars, 71 reviews); PO-03.01 Clinical Review of the Anatomy and Physiology of the Developing Eye of the Child (4.5 stars, 42 reviews)
 - Ophthalmic Surgery**: NO-18.01 Introduction to Surgical Procedure for Nurses (4.5 stars, 89 reviews); NO 12.01 Implementation of a Safe Surgery Checklist (5 stars, 54 reviews)
 - Discussion Boards**: A section for joining or starting a conversation within the community, featuring a post about 'Clinical Practice Pearls'.
 - Consult Cases**: A section for viewing related consult cases, featuring a case titled 'Pediatric ophthalmology in Kumba: 9-year old post-op strabismus'.
 - My Mobile Resources**: A section for pushing helpful resources to a mobile phone, including Care Plans, Hand Hygiene, and SOAP Notes.
 - My Training Record**: A section for recording all training in one place, showing a completed course 'Sightlife Cornea Course 101'.

Annotations highlight key features:

- Available in her native language**: Points to the 'En Français' link in the top right corner.
- Courses are rated by the community**: Points to the star ratings and review counts for the courses in the 'Carine's Course Queue'.
- Join or start a conversation within the community**: Points to the 'Add New' button in the 'Discussion Boards' section.
- View any related Consult cases**: Points to the 'Consult Cases' section.
- Record all training in one place**: Points to the 'My Training Record' section.

cybersight

Nurse Carine **is on the go!** She decides to start her courses on her mobile phone while taking the 30 minute bus ride home. It's about all the time she has before she has to start dinner and watch after the kids. She begins with the **ASORN branded course** on implementing the Safe Surgery Checklist.



Change language

Know how long you have to go

Cobranded

cybersight



cybersight

PARTNERS



Community Eye Health JOURNAL





The stories **are real** not just design mock-ups

Consult will be released in 1 week

The **mobile app** will be released in October

Learn is in concept phase, we want to work with all of you to **define, design and release** this module and enhance the integration and use of Consult

JOIN US



THANK YOU
Questions?!



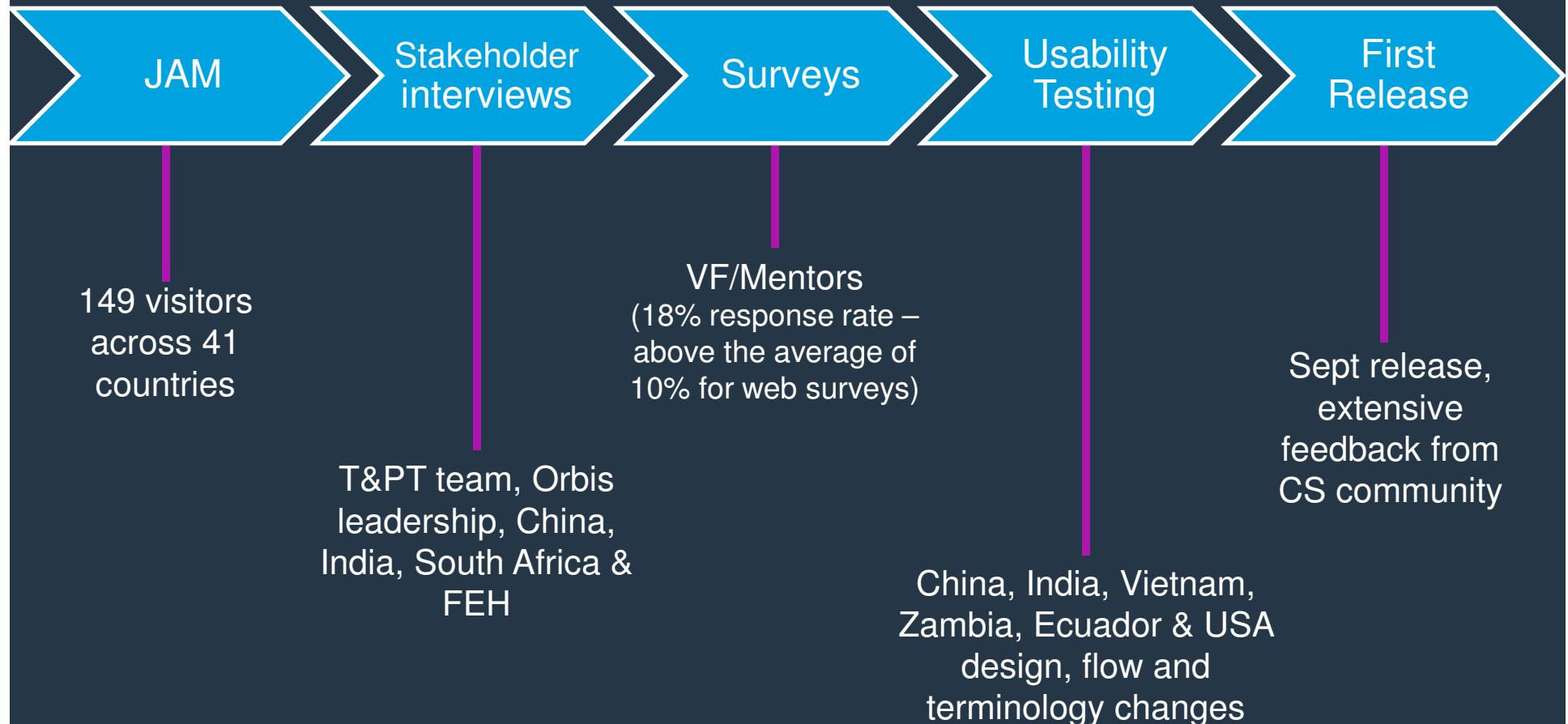
cybersight

THE JOURNEY

Redesigning Cybersight

DEMAND DRIVEN ENGAGEMENT STRATEGY

Co-designed Product



RELEASE DETAILS

Release 1 (Sept)

- New Platform
- 6 New Case Templates
- Translation Pilot (Mandarin, Vietnamese, French)
- Responsive Design/Mobile Application

Release 2 (Q4 2014)

- Additional Case Templates
- Social Media & Community Concepts
- Message Boards
- Workflow & Reporting Enhancements
- User Feedback Enhancements
- Additional Languages (Spanish, Portuguese)

Release 3 (Q2 2015)

- User feedback enhancements
- Offline Capability
- Innovation Lab
- Site Architecture
- Begin designing learning content with partners

Release 4 (Q1 2016)

- User feedback enhancements
- Learning
 - Content sourcing/partnerships
 - CME/CPD